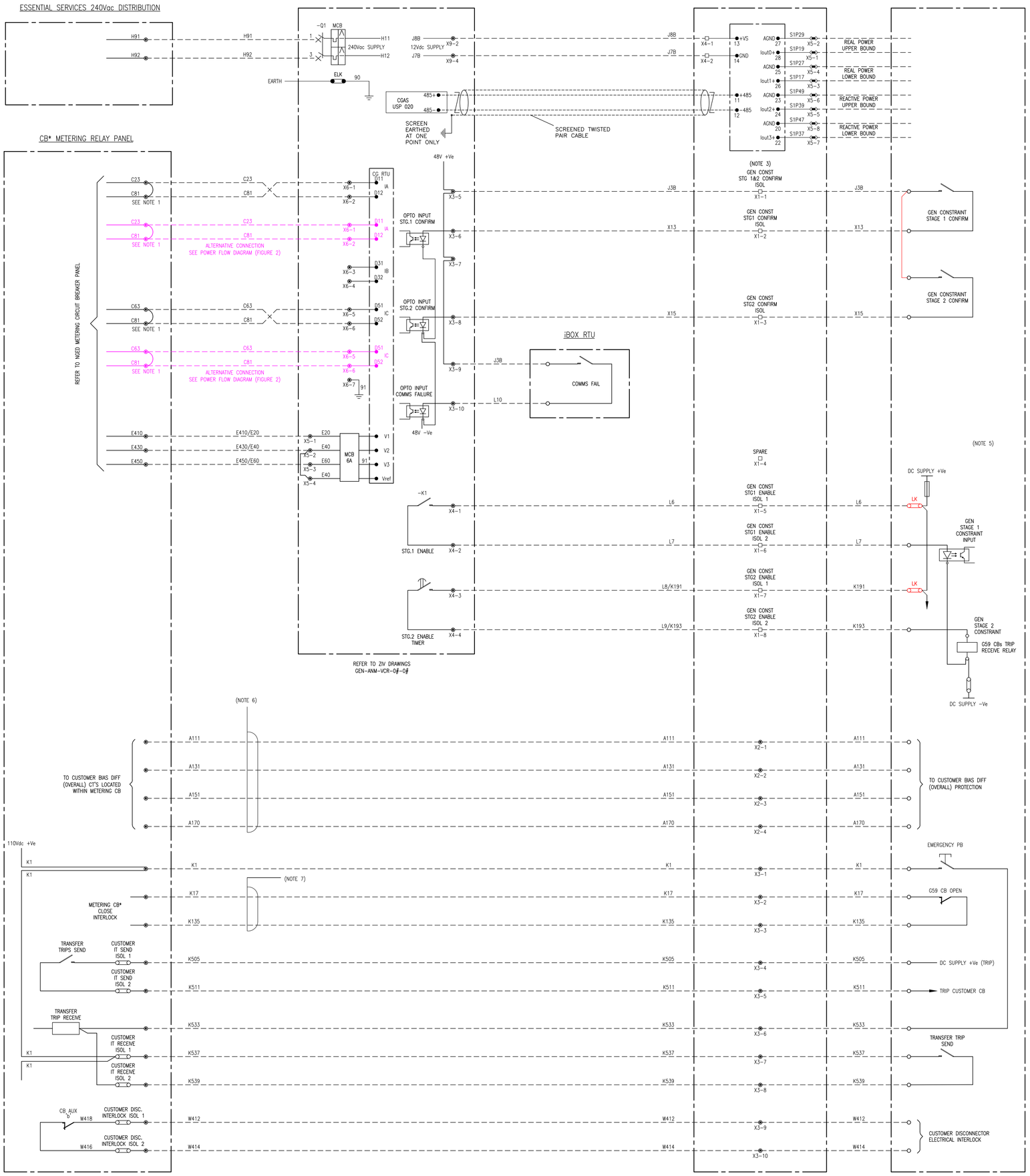

NOTES:

1. CT SHORTING LINKS TO BE REMOVED IN THE NGED METERING CB PANEL.
2. NGED INTERFACE DRAWINGS FROM THE CONNECTION CONTROL PANEL ARE REFERENCED ON NGED DRAWINGS AS EITHER; SOFT INTERTRIP, VOLTAGE CONSTRAINT OR GENERATOR CONSTRAINT.
3. CONSTRAINT ISOLATION LINKS ARE TERMINAL BLOCK PULL LINKS TYPE RSF2, DENOTED AS ◻ . SEE CONNECTION CONTROL INTERFACE PANEL -X1.
4. CCP TERMINAL BLOCKS ARE A MIXTURE OF FLIP LINKS & SCREW CLAMP TERMINALS BUT DENOTED AS ◉ FOR EASE.
5. CUSTOMER DESIGN TO MANAGE AND CATER FOR THE ADDITION OF ISOLATION LINKS WITHIN THE CUSTOMER PANEL/EQUIPMENT TO CATER FOR FERRULING INTERFACE FROM CONNECTION CONTROL INTERFACE PANEL TO CUSTOMER END EQUIPMENT AS REQUIRED.
6. CT CONNECTION TO CUSTOMER OVERALL PROTECTION (WHERE REQUIRED).
7. CONTACT AND FERRULE REQUIREMENT WILL DEPEND ON CONNECTION REQUIREMENT AND SELECTED CB SUPPLIER SCHEMATIC DESIGNS.

POWER FLOW DIAGRAM (FIGURE 1)

WHEN THE CUSTOMER CONNECTION IS NOT FROM THE METERING CB, A CROSS OF THE CT INPUTS TO THE CCP IS REQUIRED.

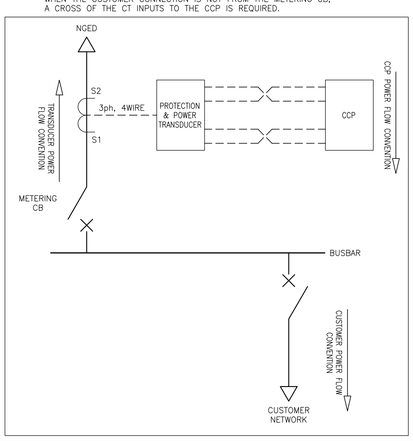

POWER FLOW DIAGRAM (FIGURE 2)

WHEN THE CUSTOMER CONNECTION IS FROM THE METERING CB, A CROSS OF THE CT INPUTS TO THE CCP IS NOT REQUIRED.

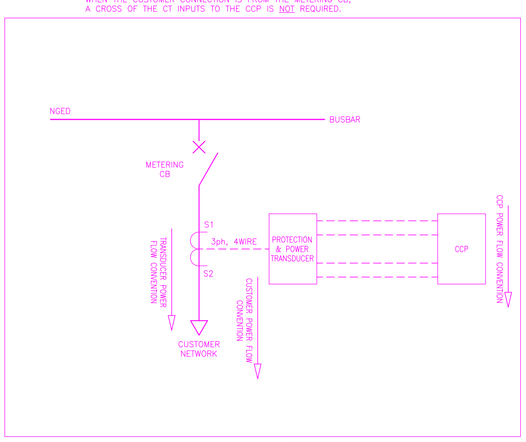

Rev No	Drawn	Chk'd	App'd	Date	Revision
5	MJW	FXO	GB	22.07.20	MINOR UPDATE OF CCP TO CCIP CABLING (12Vdc & RS485 WIRING)
4	MJW	FXO	GB	26.06.19	ADDED COMMS FAIL CONNECTIONS FROM iBOX RTU
3	MJW	FXO	GB	28.02.19	UPDATED TO REFLECT POWER FLOW CONVENTIONS DEFINED IN TP18A & TP6F
2	MJW	FXO	GB	17.12.18	CROSS MADE ON CT INPUT TO CG RTU TO CORRECT DIRECTION OF POWER FLOW
1	MJW	FXO	GB	09.05.18	AMENDMENTS MADE TO REFLECT USE OF ZIV CONNECTION CONTROL PANEL

ORIGINAL ISSUE		Date
Drawn	GE	10.08.16
Checked		
Approved		
SCALE: NTS		

ALL RIGHTS ARE RESERVED TO NATIONAL GRID ELECTRICITY DISTRIBUTION plc. NO PART OF THIS DRAWING MAY BE REPRODUCED OR TRANSMITTED IN ANY FORM OR BY ANY MEANS, INCLUDING PHOTOCOPYING AND RECORDING, OR STORED IN A RETRIEVAL SYSTEM OF ANY NATURE WITHOUT WRITTEN PERMISSION.

nationalgrid Electricity Distribution

Title: SCHEMATIC DIAGRAM OF INTERFACE ARRANGEMENT FOR CUSTOMER CONTROL PANEL – 132kV CONNECTIONS

Drg. No. 132CCP-SCHEME

Rev No. 5