



Long Term Development Statement

PART ONE – South West
November 2020

⁰ **WESTERN POWER** 
DISTRIBUTION

Serving the Midlands, South West and Wales

Although all reasonable efforts have been made to ensure the accuracy of data provided in this statement, Western Power Distribution (South West) plc (here after referred to as 'WPD') does not accept any liability for the accuracy of the information contained herein and, in particular neither WPD nor its directors or employees shall be under any liability for any error or misstatement or opinion on which the recipient of this Statement relies or seeks to rely.

No part of this Statement may be reproduced, transmitted or further distributed in any form or any means electronic, mechanical, photocopying, recording or otherwise for any purpose other than with the written permission of WPD.

Use of the electronic Statements and its associated data files are at the user's risk. WPD does not accept liability for any damage to the user's computer or software arising from the use or misuse of the Statement and its contents.

Western Power Distribution – Company Profile

WPD is owned by PPL Global LLC, a subsidiary of PPL Corporation of Allentown, Pennsylvania.

WPD is an electricity Distribution Network Operator (DNO). We are responsible for the network of engineering assets that allows the distribution of electricity to customer's premises from the National Grid.

WPD employs over 6000 staff across four Distribution Areas to distribute electricity from National Grid supply points to the distribution network areas of the East Midlands, the West Midlands, the South West of England and South Wales.

As a distribution business we own the distribution system assets including 220,000km of network and 189,000 transformers plus associated switchgear.

We are responsible for:

- Maintaining the electricity network on a daily basis
- Repairing the electricity network when faults occur
- Reinforcing the electricity network to cope with changes in the pattern of demand
- Extending the network to connect new customers

WPD is not involved in either the buying or selling of electricity to end use customers, which is the responsibility of electricity supply companies. For a list of supply companies please visit www.ofgem.gov.uk. WPD provides the electrical network to distribute electricity to these customers.

This statement covers the network in the South West of England.

Western Power Distribution (South West) plc (hereafter referred to as 'WPD') delivers electricity to 1.4 million customers over a 14,400 sq km service area in South West England.

The area in which we distribute electricity extends from Bristol and Bath in the north east, along the peninsula to Land's End some 300km to the south west, and also includes the Isles of Scilly. The area is largely rural but includes the cities and towns of Bath, Bristol, Exeter, Plymouth, Taunton, Torquay and Weston-super-Mare as well as many other coastal resorts.

There is a wide spread of industrial and commercial activities within the area. Tourism and farming are also important to local communities. Business activity is generally concentrated on the population centres, in particular the north east of the area around Bristol and Bath. In contrast to the major cities we are also responsible for some of the most sparsely populated areas in the UK including Dartmoor and Exmoor National Parks.

For organisational purposes WPD's network in the South West is divided into two regions. The Northern Region includes the densely populated areas of Bristol and Bath but also has a significant proportion of overhead network serving the rural outreaches of the Mendips and Exmoor.

Approximately 45% of our customers in South West England reside in our Northern Region, which is served by engineering depots in Bristol, Bath, Weston-super-Mare and Taunton.

The Southern Region is predominately rural in nature, has slightly more customers than our Northern Region and a higher proportion of overhead network with relatively long 11kV circuit length. It covers all of Devon and Cornwall and depots are located at Exeter, Torquay, Barnstaple, Plymouth, Bodmin, and Redruth.

Contents

PART 1 SUMMARY/INTRODUCTION	5
1.0 Purpose of the Statement	5
2.0 Contents of the statement	5
3.0 Contact details for further information	7

Attachments

- [Attachment 1](#) Standard Network Information Price List
- [Attachment 2](#) Useful documents and contacts
- [Attachment 5](#) Geographic maps showing the 132kV and 33kV networks

PART 1 Summary/Introduction

The Long Term Development statement is present in two parts.

Part 1

- The Introductory Section

Part 2

- Summary Information
- Detailed Proposals
- Development Proposals

The Introductory section (Part 1) is published on the Licensee's website free of charge and without the need for registration. It provides an overview of the distribution network of an area licensed under the Electricity Act 1989. The Introductory Section also describes the detailed information contained in Part 2. Part 1 of the Statement contains sufficient information to enable any person to understand the scope of the information contained within the full Statement and to assess whether it would be of use to them.

Access to the full Statement (Parts 1 and 2) is also available free of charge from the Licensee's website following the registration of user details.

[Apply For Access to Full Statement](#)

The Statement and its accompanying data is refreshed annually and published by the end of November each year. In addition to the November publication, the Statement is supplemented with a revision of Part 2 of the Statement, to update the Licensee's firm development proposals and generation data. The update is available at the end of May each year to registered users.

1.0 Purpose of the Statement

This Statement has been compiled in accordance with Licence Condition 25, to assist existing and future users of Western Power Distribution's network in identifying and assessing opportunities available to them for making new or additional use of our Distribution System. It also gives contact details for specific enquiries.

The purposes of License Condition 25 are:

- (a) to secure the provision of information by the licensee which will assist any person who contemplates entering into distribution arrangements with the licensee to identify and evaluate the opportunities for doing so; and
- (b) to ensure the general availability of such information in the public domain.

2.0 Contents of the statement

The statement contains data on the 132kV and 33kV systems and the transformation level to 11kV. This statement may become outdated, so please contact WPD directly for the latest information. Due to the volume of data and speed with which it can become outdated, data on the 11kV and LV systems has not been included in the statement. Data on the 11kV and LV systems is available on request. A price list for the provision of this data is included in [Attachment 1](#).

The statement also provides high-level information on the design and operation of all voltage levels of the WPD distribution network.

The detailed information section, in part 2 of this statement, contains information/data on the following:

- Geographic plans showing WPD's 132kV and 33kV systems including the National Grid Transmission System within our geographic area of operation.
- Schematic diagrams detailing normal operating configurations of the distribution network
- Circuit data
- Transformer data
- Load information
- Fault level information
- Connected generators with a capacity greater than 1MW

The Network Development Proposals section includes:

- Planned major developments to the system at 132kV or 33kV that have financial authorisation to proceed and that are expected to change system capability after project completion. Details are provided for the:
 - Area of the network affected
 - Work that is intended to be carried out
 - Impact on the distribution network
 - Expected timescale

This section excludes like for like replacements (which will not change system capability) and changes to the system caused by a new user or by an existing user where they have yet to agree terms for connection.

The Network Development Proposals section also includes:

- A high level summary of the interest in defined parts of the distribution network
- Summary details of design policies and practices to assist a user to assess the potential future development of the distribution network.

If you wish to view or download information from Part 2 of this statement then you will need to apply for full access. [Apply For Access to Full Statement](#)

The overall historic and future peak demand on the Distribution System is provided in Part 2 of this statement. It shows the winter peak and summer minimum daily demand curves for WPD and the annual load duration curve.

Information on the commercial terms for connecting to and using our network are contained in our Condition 5 Statements. These statements also give information on competition in connections. Technical requirements are detailed in our Distribution Code. Details of how to obtain these documents and useful contacts are shown in [Attachment 2](#).

3.0 Contact details for further information

Please make requests for the full statement to:

Ben Godfrey
Network Strategy Manager
Western Power Distribution, Pegasus Business Park, East Midlands Airport, Castle
Donington, Derbyshire, DE74 2TU

Tel: 01332 827 447

Email: wpdltds@westernpower.co.uk or bgodfrey@westernpower.co.uk

Guidance on the process for requesting network data in addition to that contained in the statement should be addressed to:

Ben Godfrey
Network Strategy Manager
Western Power Distribution, Pegasus Business Park, East Midlands Airport, Castle
Donington, Derbyshire, DE74 2TU

Tel: 01332 827 447

Email: wpdltds@westernpower.co.uk or bgodfrey@westernpower.co.uk

Enquiries related to new connections or existing connections should be addressed to:

Records Team
Western Power Distribution
Toll End Road, Tipton, DY4 0HH

Tel: 0845 072 7270

Fax: 0115 876 7458

Further information relating to New Connections within WPD can be found via the following link:

[New Connections Webpage](#)

Requests for the network and plant data listed in [Attachment 1](#) should be addressed to:

Ben Godfrey
Network Strategy Manager
Western Power Distribution, Pegasus Business Park, East Midlands Airport, Castle
Donington, Derbyshire, DE74 2TU

Tel: 01332 827 447

Email: wpdltds@westernpower.co.uk or bgodfrey@westernpower.co.uk

To provide feedback on any aspect of the Statement, or to make a request for further information/clarity relating to the Statement, please contact:

Ben Godfrey
Network Strategy Manager
Western Power Distribution, Pegasus Business Park, East Midlands Airport, Castle
Donington, Derbyshire, DE74 2TU

Tel: 01332 827 447

Email: wpdltds@westernpower.co.uk or bgodfrey@westernpower.co.uk

Before an Authorised Electricity Operator can use the network to supply connected customers, they need to enter into a Use of System Agreement.

Copies of our Use of System Agreement are available from:

Tim Hughes
Connections Policy Engineer
Western Power Distribution, Avonbank, Feeder Road, Bristol, BS2 OTB

Tel: 0117 933 2148
Email: thughes@westernpower.co.uk

Users who require more information on the specifications used for equipment which forms part of the distribution network should contact:

Carl Ketley-Lowe
Engineering Policy Manager
Western Power Distribution, Toll End Road, Tipton, West Midlands, DY4 0HH

Tel: 0121 624 1893
Email: cketleylowe@westernpower.co.uk

[New Connections Webpage](#)

New Guaranteed Standards of Performance for connections work began operation on 1st October 2010. These are set out in the Electricity (Standards of Performance) Regulations 2010 and the Electricity (Connection Standards of Performance) Regulations 2010. More information is also available from the [WPD website](#)

The Energy Networks Association also provide several Distributed Generation Connection Guides these are available from the [ENA Website](#)

Other Related information sources can be found in [Attachment 2](#).

Attachment 1 – Standard Network Information Price List

1. Geographic Maps

Description	Price
1:1250 and 1:500 scale mapping in response to “site specific” requests	Free of charge via our service provider when undertaking site work. Register at http://www.linesearchbeforeudig.co.uk
System Overview Map showing WPD 33/66/132kV Network(single map per WPD DNO area in PDF or hard copy)	Free, please visit our website for details
Information Map with Distribution Areas and local contacts. (single map per WPD DNO area in PDF or hard copy)	Free on request
Small Scale Mapping – WPD HV & EHV Network referenced to OS Vector Map District (all 4 WPD DNO areas on a single disk in PDF format).	Free to eligible organisations http://www.westernpower.co.uk/Partners and provide royal mail address/contact details, or register to access to WPD Planning Data Portal http://westernpower.co.uk/planningdata

2. Network Data

PRICE

- | | |
|--|-------------|
| a) Fault Outage Data - 132kV, 66kV or 33kV Circuit | £30 per cct |
| b) Circuit Impedance & Rating - 11kV Circuits (per circuit) | £20 per cct |
| c) 11kV Feeder Load Data (up to 5 circuits)
typical winter max and summer min | £30 |
| d) Protection Settings (up to 10 circuit breakers) | £30 |

3. Plant Data

PRICE

- | | |
|--|-----|
| a) Circuit Breaker Rating (up to 10 circuit breakers)
continuous and fault | £30 |
| b) 132kV, 66kV or 33kV Transformer (up to 3 transformers)
rating, impedance, tap range and tap step | £20 |

4. Feasibility Studies – Illustrative Costs

Prior to making a formal Application for a Connection Offer you may request we undertake a Feasibility Study to establish the viability of making a connection to our Distribution System. We will carry out preliminary network analysis and provide an indicative connection assessment which will include the results of the network analysis and an outline of the engineering scheme to allow the connection. We will require payment in advance of the study being made and will notify you of the relevant study charges prior to commencing work.

Our charges associated with the provision of Feasibility Studies involving design in advance of a formal Connection Application are set out in the table below. Charges for any other activities, such as excavation works will be individually assessed and agreed with you before these are undertaken. The Minimum Charge will always apply. Additional charges will only be applicable where the Applicant amends their connection requirement which necessitates us to carry out further analysis or assessment.

The Connections Charging Statement is published on our website at www.westernpower.co.uk/Connections/New-Connections/Connections-Charging-Statements and gives the basis of charges and the methodology under which customers will be charged for connection to the distribution network.

Category	Minimum Charge £
Demand	
Single LV Service Demand Connection ^A	134
2 to 4 services single phase LV, no extension to LV network ^B	202
1-4 Premises, single phase LV, extension to the LV network ^C required	268
1 three phase LV service with whole current metering to a single Premises ^D	134
Other LV connection(s) with a total load up to 100kVA LV	219
Other LV connection(s) with a total load greater than 100kVA and up to 250kVA LV not covered by the above	383
Connection greater than 250kVA and up to 1MVA at LV	511
Connection up to 250kVA at HV	511
Connection greater than 250kVA and up to 1MVA at HV	511
Connection greater than 1MVA and up to 3MVA at HV	653
Connection greater than 3MVA and up to 10MVA at HV	1,455
Generation	
Connection of a single Small Scale Embedded Generator	160
Connection of other generation up to 20kVA not covered by the above at LV	525
Connection of other generation greater than 20kVA and up to 50kVA at LV	710
Connection of other generation greater than 50kVA at LV	994
Connection of generation up to 250kVA at HV	1,316
Connection of generation greater than 250kVA and up to 1MVA at HV	1,420
Connection of generation greater than 1MVA at HV	2,545
Connection of generation up to 10MVA at EHV and at 132kV	4,000

Connection of generation greater than 10MVA and up to 50 MVA at EHV and at 132kV	4,000
Connection of generation greater than 50MVA	4,681

Note:

“LV”, “HV”, or “EHV” in the table previous denotes the highest voltage of assets installed including any associated Reinforcement or diversionary works.

Small Scale Embedded Generation (SSEG) is defined as a source of electrical energy rated up to and including 16 Amperes per phase, single or multi-phase, LV and designed to operate in parallel with our Distribution System.

These charges are based on WPD’s direct labour and overhead rates at the time of print. Charges are subject to change. The above Feasibility Study charges are exclusive of VAT which should be added at the prevailing rate.

Terms

The charge for carrying out a Feasibility Study will normally be provided within 10 working days. Following payment and provision of appropriate data, studies will typically require 2 – 10 weeks depending on the complexity of the study work required.

High volume requests may take longer to process, and would be priced individually based on the time taken to compile the requested information, but would not exceed the rates above.

In the event that enquiries need information from original equipment suppliers e.g. to seek enhanced ratings, reverse power flows etc. WPD will use its best endeavours to obtain this, but cannot be held responsible for non-provision or delayed provision of information from such third parties. Where such third parties require payment for information, the costs of obtaining it will be advised.

Although all reasonable efforts will be made to ensure the accuracy of data provided, WPD shall have no liability in contract, tort or otherwise to the enquirer or any other person for any loss or damage resulting from any delay in providing the data or any reliance placed upon it whether or not WPD is proved to have acted negligently.

We reserve the right to exclude information that may be considered confidential to an individual customer.

Cheques should be made payable to Western Power Distribution (West Midlands) plc.

5. Application Assessment and Design – Illustrative Costs

From 1st May 2018 Western Power Distribution began charging for expenses occurred during the preparation of connection offers for connections that require work at or above 22kV. These costs are referred to as Assessment and Design fees or A&D Fees. These fees are now required even if the connection offer is not accepted, and when the scheme is accepted there will be additional costs to secure your connection and to cover immediate costs. If you require any further information please visit www.westernpower.co.uk/Connections-landing/Connections-useful-information/electricity-connection-offer-expenses-regulations which provides additional information.

Category	Minimum Charge £	Additional Charge	Timing of Charge	
			Connection Offer	Acceptance
Demand				
Single LV Service Demand Connection	134	N/A		
2 to 4 services single phase LV, no extension to LV network	202	N/A		
1-4 Premises, single phase LV, extension to the LV network required	268	N/A		
1 three phase LV service with whole current metering to a single Premises	134	N/A		
Other LV connection(s) with a total load up to 100kVA LV	424		0	424
Other LV connection(s) with a total load greater than 100kVA and up to 250kVA LV not covered by the above	632		0	632
Connection greater than 250kVA and up to 1MVA at LV	785		0	785
Connection up to 250kVA at HV	945		0	945
Connection greater than 250kVA and up to 1MVA at HV	945		0	945
Connection greater than 1MVA and up to 3MVA at HV	1,293		0	1,293
Connection greater than 3MVA and up to 10MVA at HV	2,309		0	2,309
Connection up to 10MVA at EHV and at 132kV	3,455		3,455	0
Connection greater than 10MVA and up to 50MVA	4,273		4,273	0
Connection greater than 50MVA	5,818		5,818	0
Generation				
Connection of a single Small Scale Embedded Generator	160	N/A		
Connection of other generation up to 20kVA not covered by the above at LV	493		0	493
Connection of other generation greater than	987		0	987

20kVA and up to 50kVA at LV	1,304	0	1,304
Connection of other generation greater than 50kVA at LV	1,592	0	1,592
Connection of generation up to 250kVA at HV	1,792	0	1,792
Connection of generation greater than 250kVA and up to 1MVA at HV	2,547	0	2,547
Connection of generation greater than 1MVA at HV	4,864	4,864	0
Connection of generation up to 10MVA at EHV and at 132kV	5,227	5,227	0
Connection of generation greater than 10MVA and up to 50MVA at EHV and at 132kV	7,000	7,000	0
Connection of generation greater than 50MVA			

Note:

“LV”, “HV”, or “EHV” in the table previous denotes the highest voltage of assets installed including any associated Reinforcement or diversionary works.

“Small Scale Embedded Generation” is defined as a source of electrical energy rated up to and including 16 Amperes per phase, single or multi-phase, LV and designed to operate in parallel with our Distribution System.

Payment

You will be contacted by us to confirm receipt of your application. Once we know works at EHV are required we will discuss this with you and follow it up by providing a written notice, normally via email. The notice will confirm that you will be required to pay the A&D Fee.

If we are unsure if your proposed connection will require works at EHV, we will discuss this with you to alert you to the fact. As soon as we know if EHV works are required we will inform you and give you the opportunity to withdraw your application at no cost.

If you continue an invoice for Assessment and Design fees will be sent once the connection offer is complete and it will be payable in full. Additional charges may be applied in relation to the effect of the proposed connection on the transmission system, owned by National Grid.

If the connection falls within an ANM zone you are able to apply for either a Conventional Connection offer or an Alternative Connection offer. If you chose to have both offers you will be charged for the conventional offer as above and a reduced fee for the ANM connection offer which will be based on the work involved in creating the offer.

**** All prices above will be subject to VAT at the prevailing rate ****

Attachment 2 – Other Related Information Sources

Useful documents and contacts:

OFGEM

Ofgem regulates the electricity and gas markets in Great Britain. Their website includes consultation and decision documents relating to electricity and gas industries.

www.ofgem.gov.uk

Distribution Code

This sets out all the material technical aspects related to connections to and operation of the distribution system. Copies are available from either Ofgem's or WPD's website www.ofgem.gov.uk or www.westernpower.co.uk For queries related to the distribution code contact,

Ben Godfrey
Network Strategy Manager
Western Power Distribution, Pegasus Business Park, East Midlands Airport, Castle Donington, Derbyshire, DE74 2TU

Tel: 01332 827 447

Email: wpdltds@westernpower.co.uk or bgodfrey@westernpower.co.uk

National Engineering Recommendations

A number of National Engineering Recommendations are referenced in the Distribution Code. These are available from www.energynetworks.org

Energy Networks Association
4 More
London Riverside
London
SE1 2AU

0207 706 5100

www.energynetworks.org

Distributed Generation Connection Guides

The Energy Networks Association (ENA) also provides Distributed Generation Connection Guides., which can be obtained from www.energynetworks.org

Guaranteed Standards

Guaranteed Standards of Performance for connections are set out in the Electricity (Standards of Performance) Regulations 2015 and under the direction of Distribution Licence Conditions 15 & 15A. Further information regarding Engineering Recommendations, Distributed Generation and Guaranteed Standards is available from;

Energy Networks Association
4 More
London Riverside
London
SE1 2AU

0207 706 5100
info@energynetworks.org
www.energynetworks.org

Statement of Methodology and Charges for Connection to Western Power Distribution (South West) Plc's Electricity Distribution System

The Statement of Methodology and Charges for Connection consists of a Connection Charging Methodology that has been approved by the Gas and Electricity Markets Authority ('the Authority') and a Connection Charging Statement, the form of which has been approved by the Authority. The document also provides other information to explain the options available for obtaining a connection and the processes that must be followed.

The Connection Charging Statement provides the basis of charges for the provision of a connection whilst the Connection Charging Methodology describes the methodology under which Customers will be charged for a connection to Western Power Distribution.

A copy of the statement is available from the WPD website www.westernpower.co.uk

For queries related to this document please contact:

Tim Hughes
Connections Policy Manager
Western Power Distribution
Avonbank
Feeder Road
Bristol, BS2 OTB
0117 933 2148
thughes@westernpower.co.uk

Condition 5 Statements

Three statements are produced and updated annually in accordance with Condition 5 of our Licence which covers the following areas:

- i) Charges for the use of the network including a schedule of adjustment factors to be made in respect of distribution losses. This statement also gives a list of demand-constrained zones where restrictions may be applied to the use of certain timeswitch regimes for off peak loads.
- ii) Charges for the connection of new load or generation to the distribution network
- iii) Charges for distribution Metering and Data Services. These include meter provision and meter operation.

Copies of the statements are available from our website www.westernpower.co.uk
For queries related to these documents please contact,

Ben Godfrey
Network Strategy Manager
Western Power Distribution, Pegasus Business Park, East Midlands Airport, Castle Donington, Derbyshire, DE74 2TU

Tel: 01332 827 447

Email: wpdltds@westernpower.co.uk or bgodfrey@westernpower.co.uk

Use of System Agreement

Before an Authorised Electricity Operator can use the network to supply connected customers, they need to enter into a Use of System Agreement. Copies of our Use of System Agreement are available from;

Tim Hughes
Connections Policy Manager
Western Power Distribution
Avonbank
Feeder Road
Bristol
BS2 OTB

0117 933 2148

thughes@westernpower.co.uk

Specifications

Users who require more information on the specifications used for equipment forming part of the distribution network should contact;

Carl Ketley-Lowe
Engineering Policy Manager
Western Power Distribution
Toll End Road, Tipton
West Midlands, DY4 0HH

0121 624 1893

cketleylowe@westernpower.co.uk

Network Data as listed in Attachment 1

Requests for the more detailed network data listed in Attachment 1 or queries relating to this statement should be addressed to: -

Ben Godfrey
Network Strategy Manager
Western Power Distribution, Pegasus Business Park, East Midlands Airport, Castle
Donington, Derbyshire, DE74 2TU

Tel: 01332 827 447

Email: wpdltds@westernpower.co.uk or bgodfrey@westernpower.co.uk

Contact details for other interconnecting networks

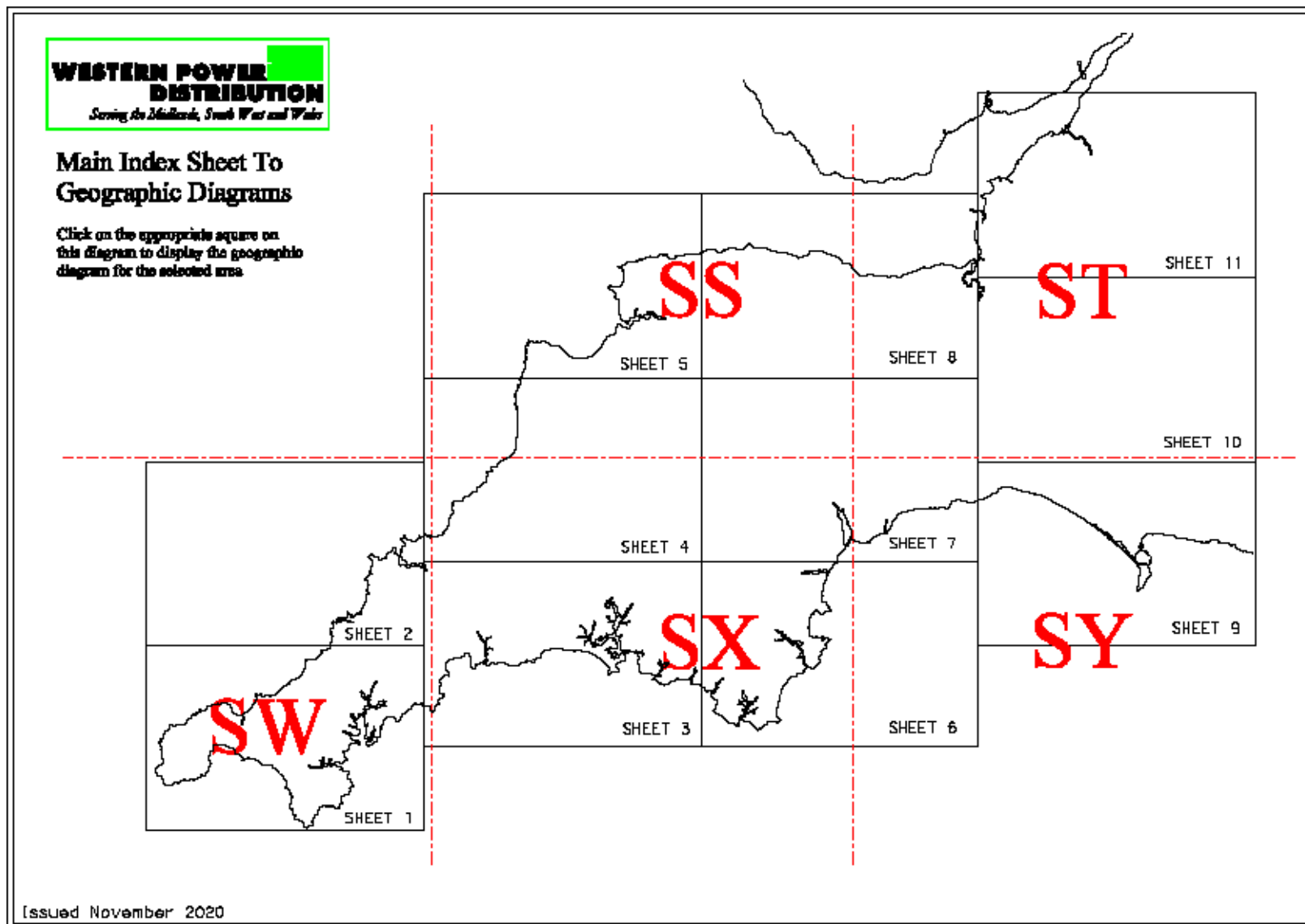
National Grid UK
NGT House
Warwick Technology Park
Gallows Hill
Warwick
CV34 6DA

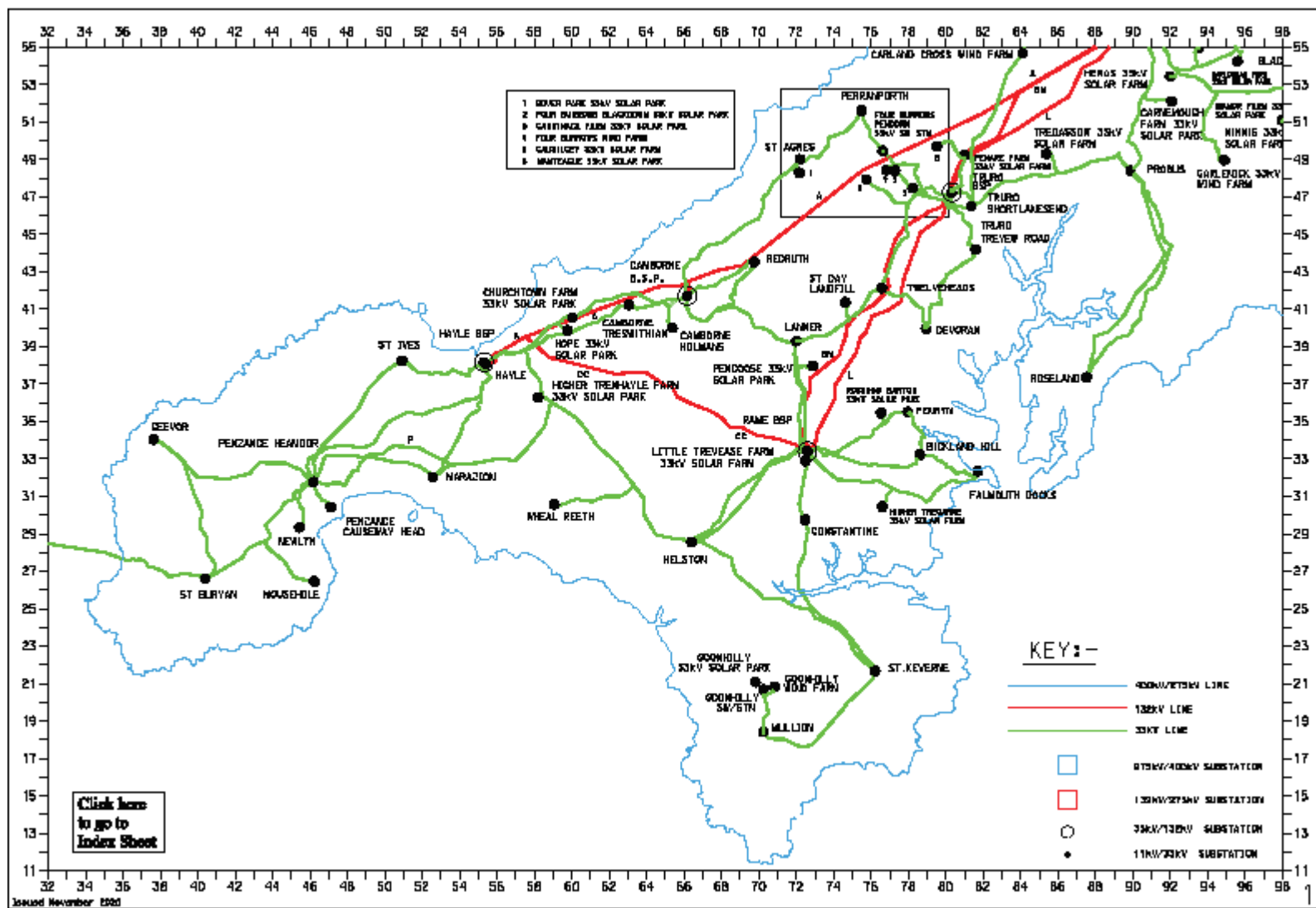
Western Power Distribution (East Midlands) plc
Avonbank
Feeder Road
Bristol
BS2 OTB

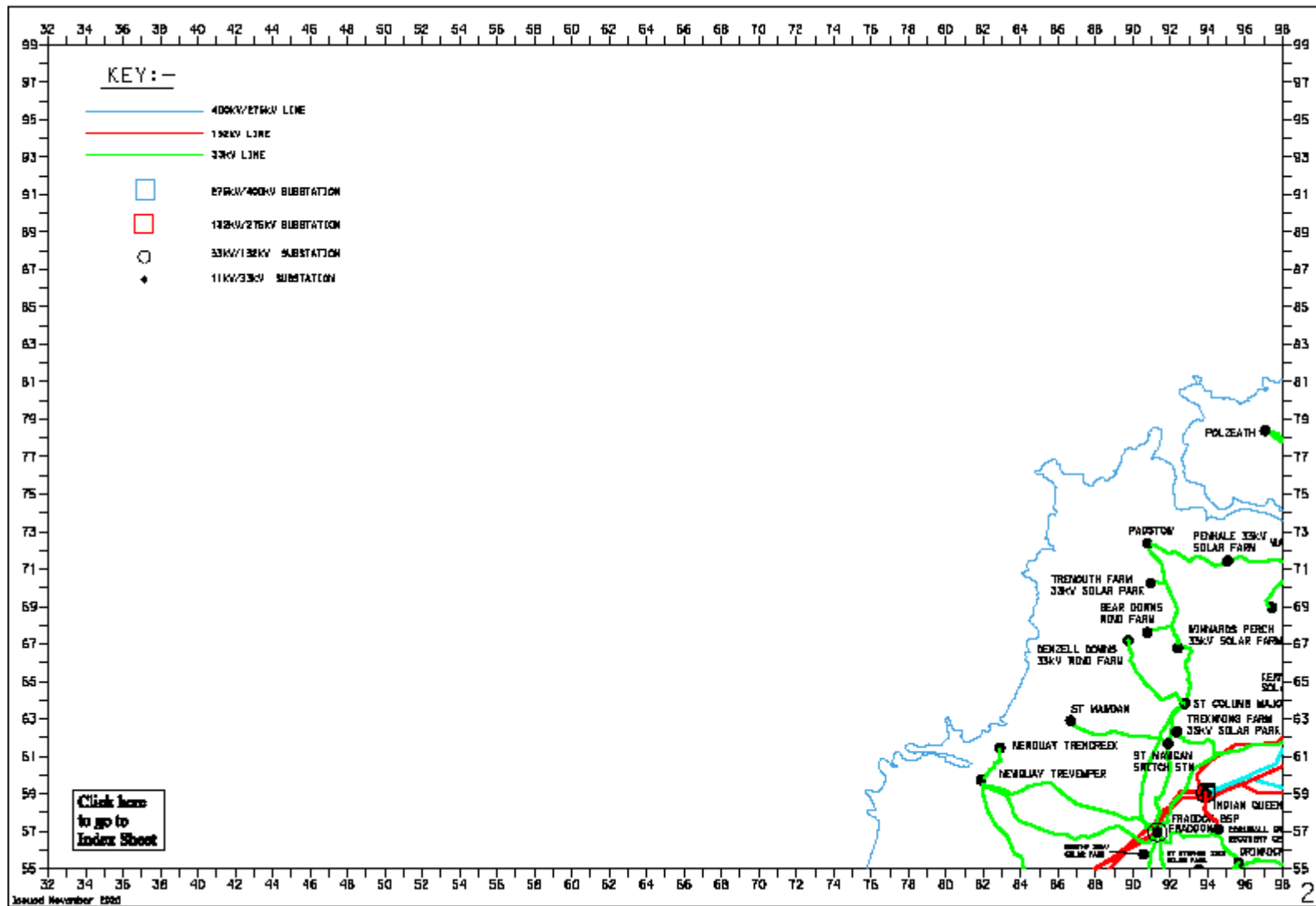
Western Power Distribution (South West) plc
Avonbank
Feeder Road
Bristol
BS2 OTB

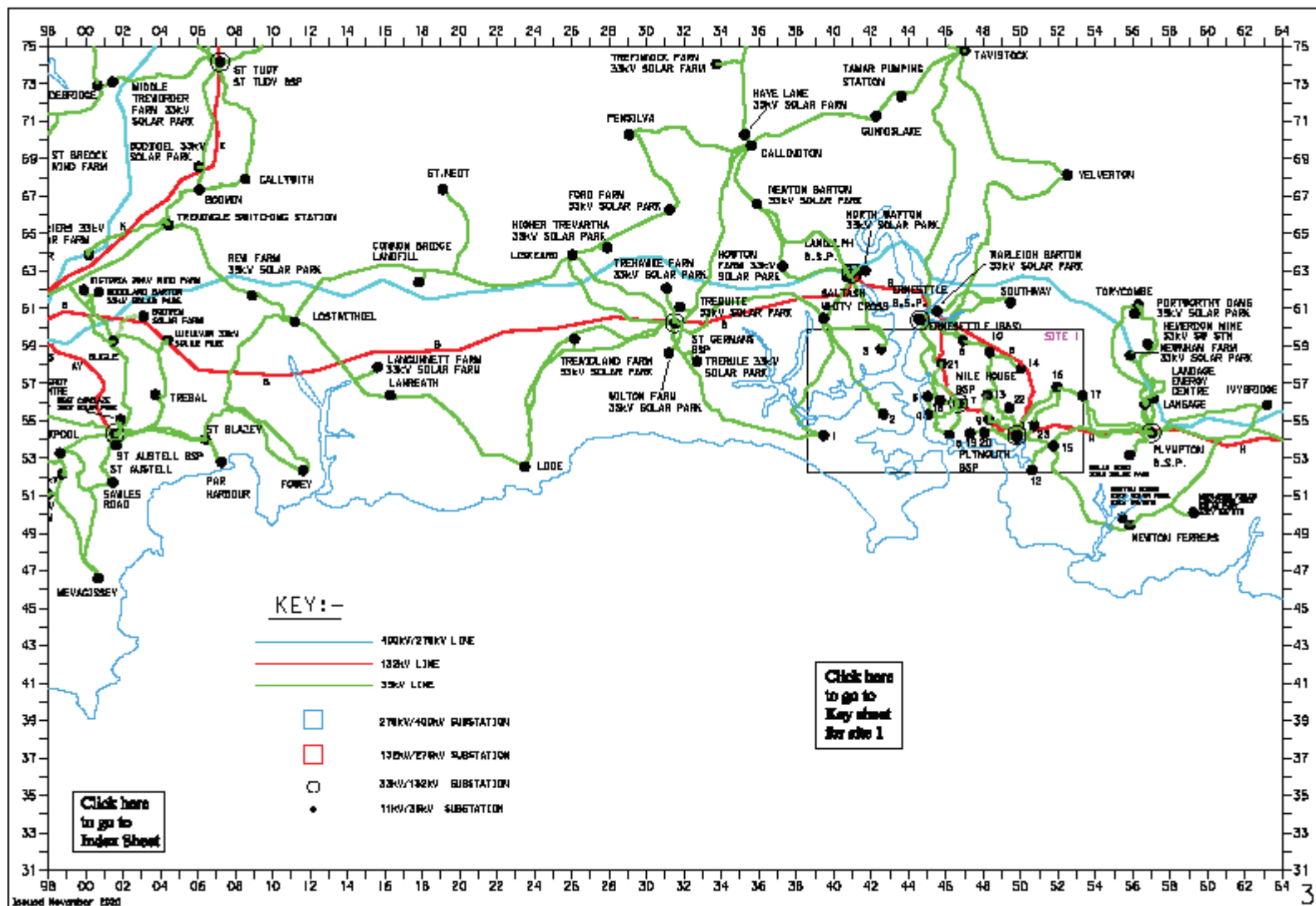
Scottish Power Manweb
Manweb House
Chester Business Park
Wrexham Road
Chester
CH4 R9F

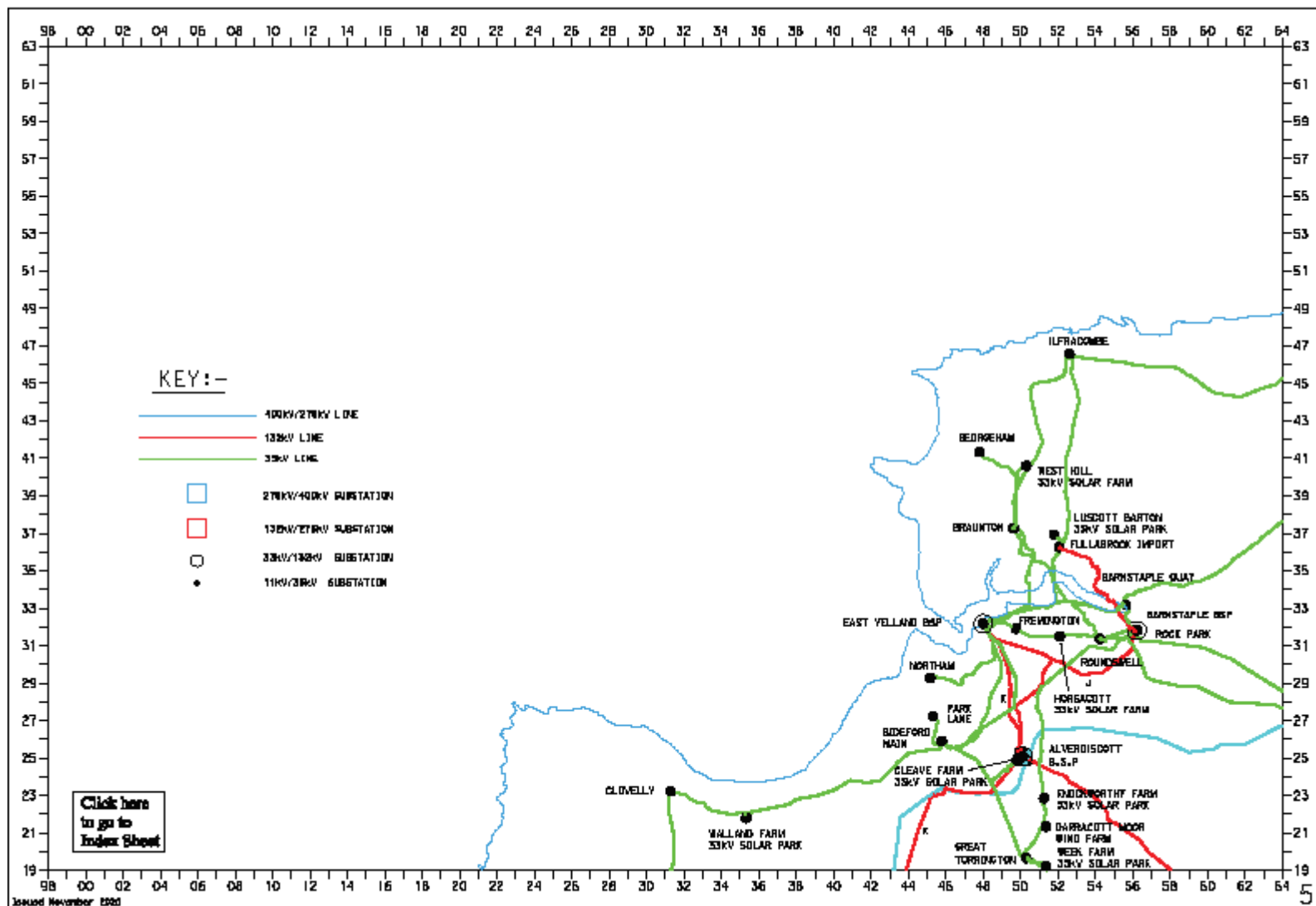
Attachment 5 – Geographic Diagrams

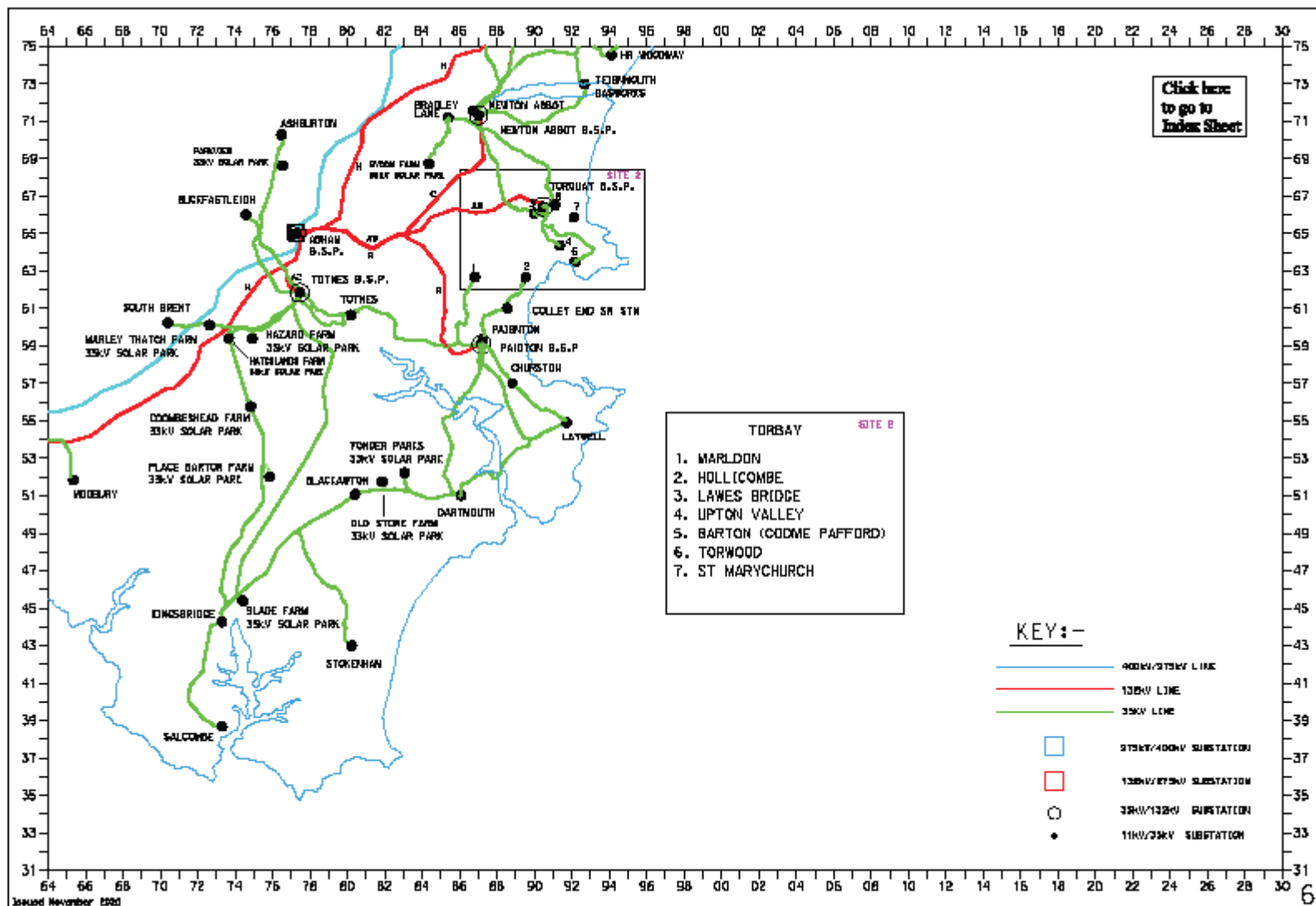


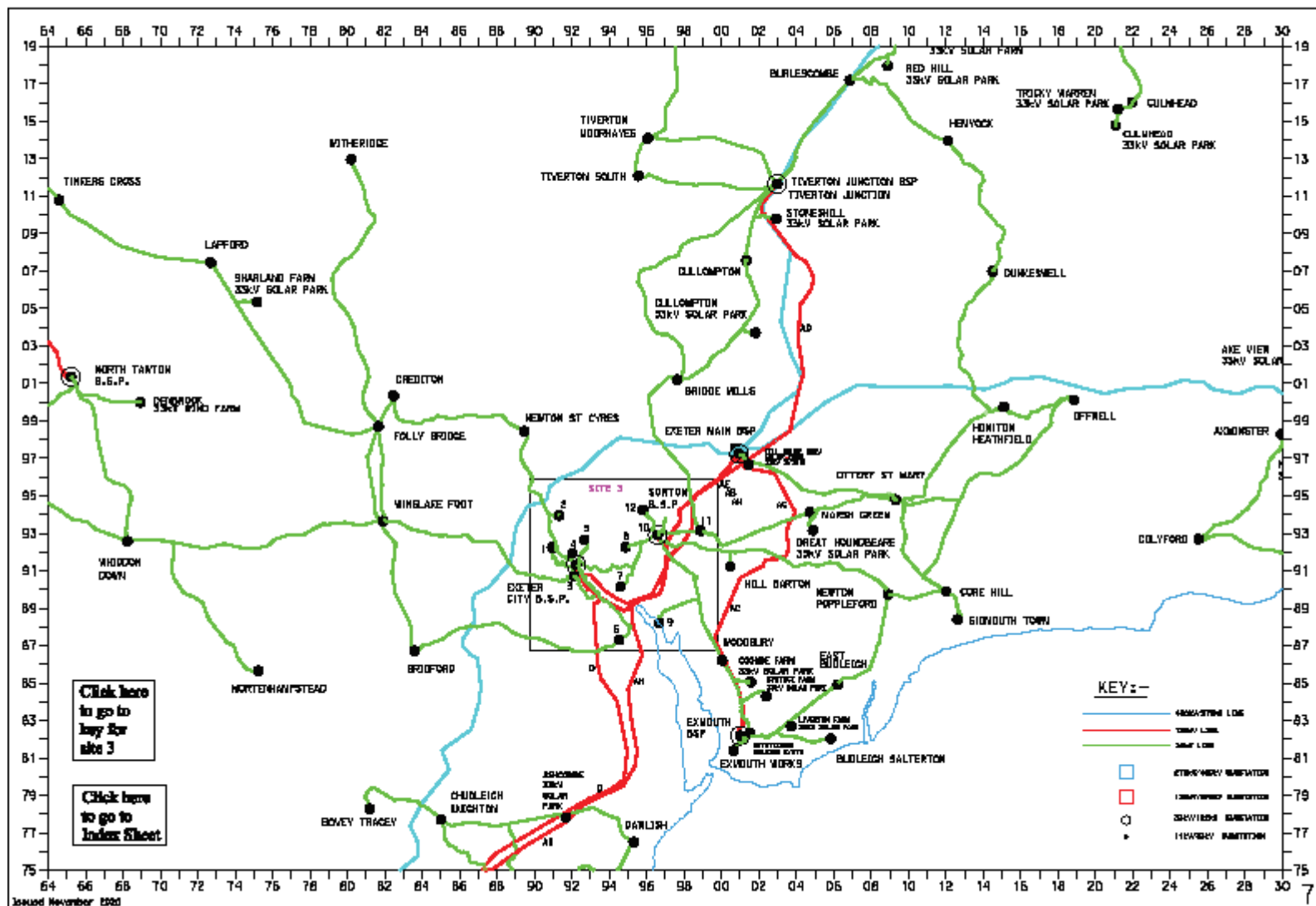


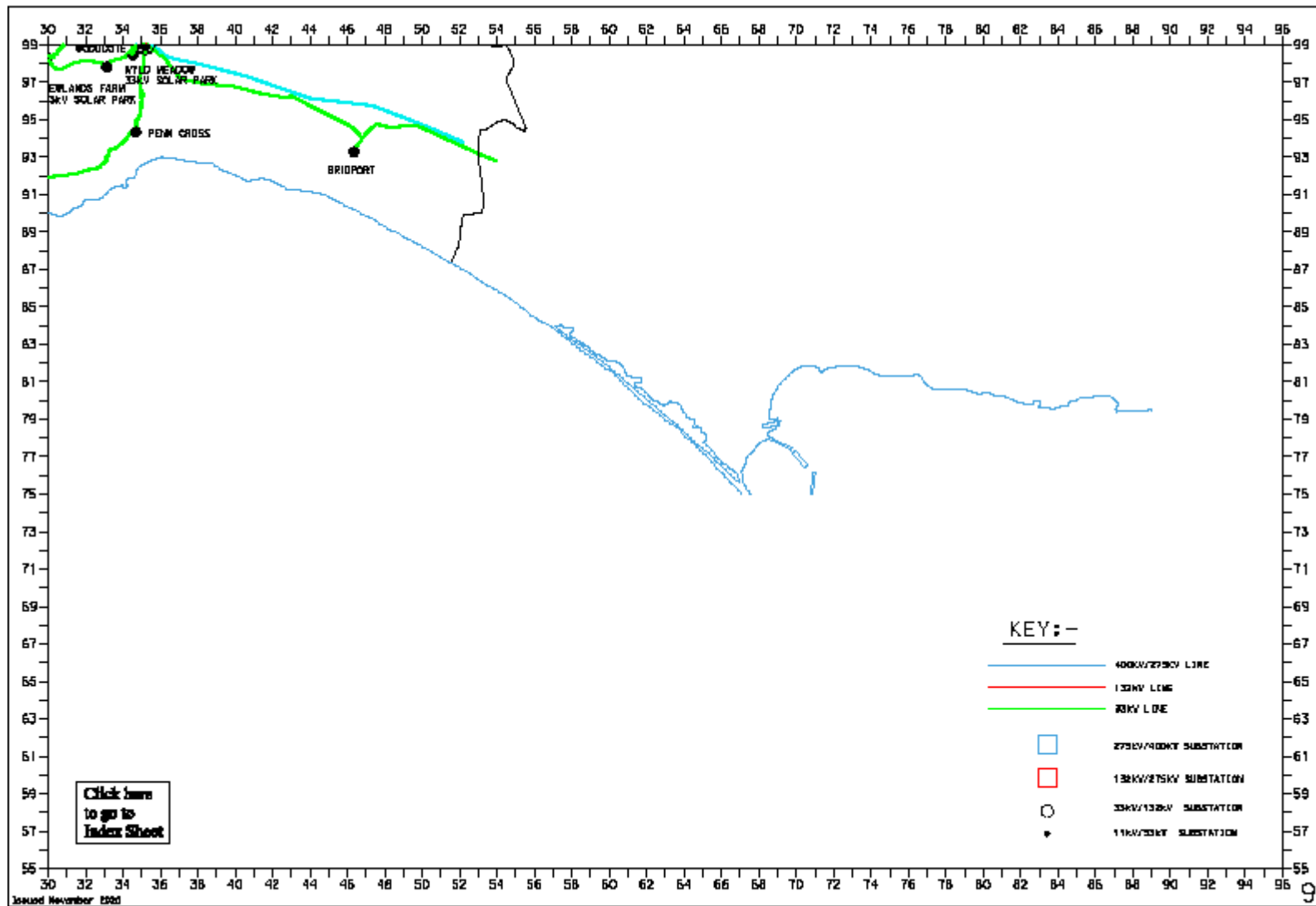


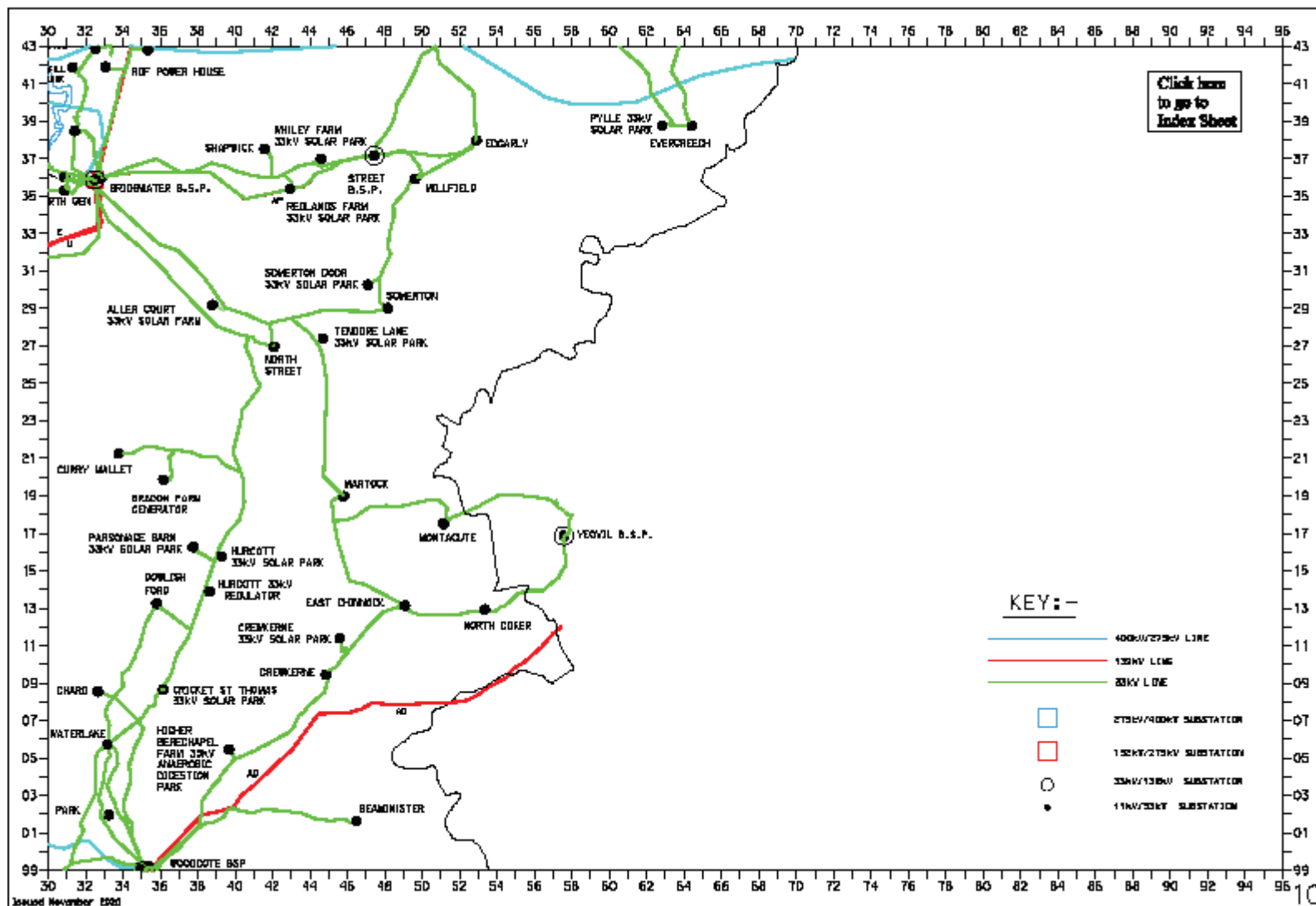


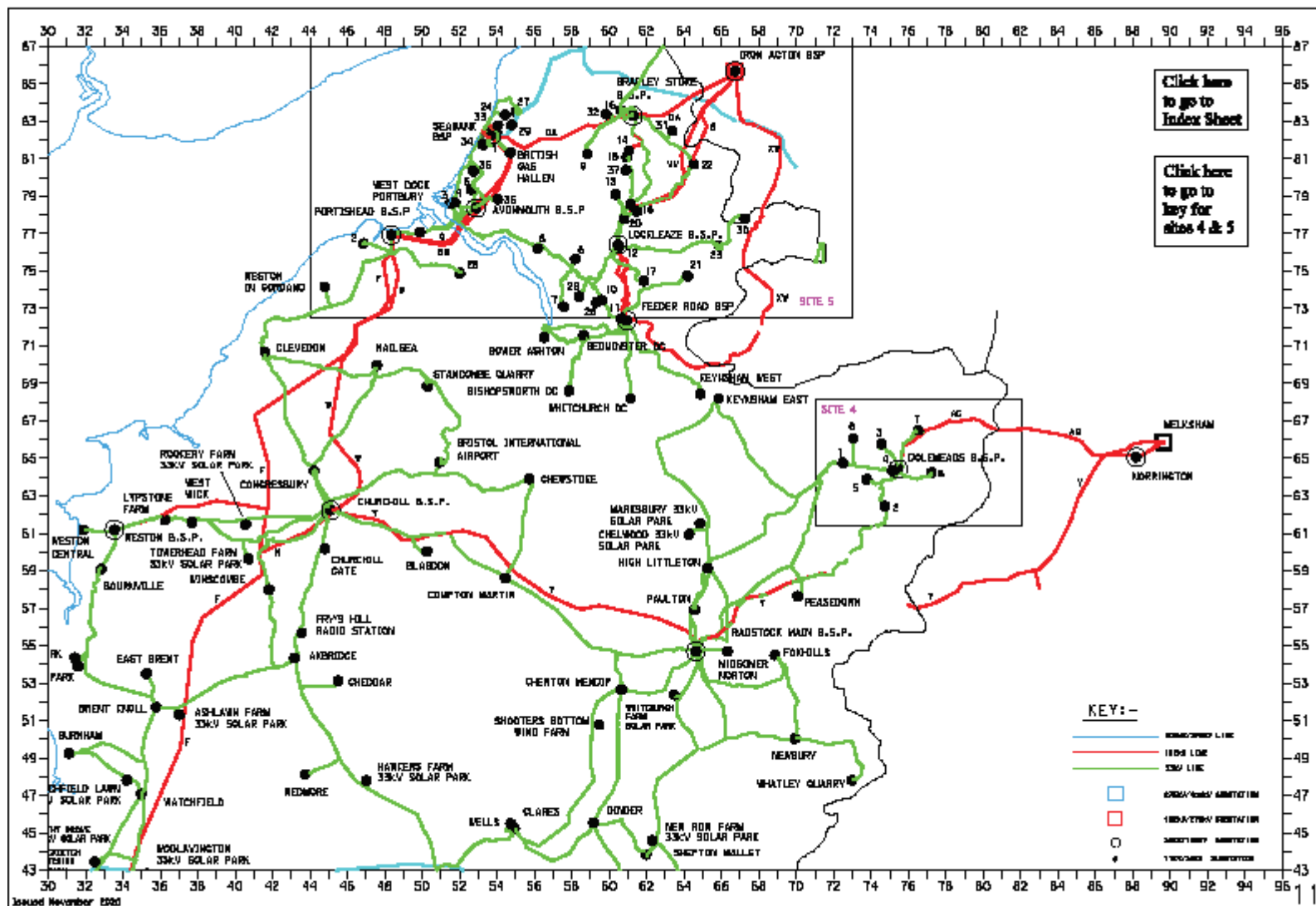












KEY TO SITES

Click on each site box to go to the associated diagram on which the site is shown

PLYMOUTH	SITE 1
1. TORPOINT ANTONY	
2. TORPOINT TOWN	
3. SALTASH DUNHEVED ROAD	
4. CENTRAL INTAKE	
5. NORTH INTAKE	
6. NEWPORT STREET	
7. ALMA ROAD	
8. MERRIVALE	
9. ARMADA STREET	
10. ALEXANDRA ROAD	
11. PLYMOUTH STW	
12. PLYMSTOCK SOUTH	
13. A.P.C.M.	
14. EGGBUCKLAND	
15. STENTAWAY	
16. LONGBRIDGE	
17. LINKETTY LANE	
18. ST LEVAN ROAD	
19. ADELAIDE ROAD	
20. BUCKWELL STREET	
21. WESTON MILL	
22. OLD LAIRA ROAD	
23. PRINCE ROCK LOCAL	

TORBAY	SITE 2
1. MARLDON	
2. HOLLICOMBE	
3. LAWES BRIDGE	
4. UPTON VALLEY	
5. BARTON (COOME PAFFORD)	
6. TORMOOD	
7. ST MARYCHURCH	

EXETER	SITE 3
1. ST THOMAS	
2. COWLEY ROAD	
3. MARSH BARTON	
4. HAVEN ROAD	
5. ATHELSTAN ROAD	
6. EXMINSTER	
7. COUNTESS WEAR	
8. HEAVITREE	
9. TOPSHAM	
10. SOWTON	
11. CLYST HONITON	
12. PINHOE	

BATH	SITE 4
1. TWERTON	
2. ENTRY HILL	
3. PARK STREET	
4. DORCHESTER ST	
5. OLDFIELD PARK	
6. COMBE PARK	
7. BATHEASTON	
8. BATH UNIVERSITY	

BRISTOL	SITE 5
1. SEABANKS	19. ABBEYWOOD
2. GAS LANE	20. MOD INTAKE
3. AVONMOUTH DOCKS	21. WOODLAND WAY
4. AVONMOUTH DC LOCAL	22. WINTERBOURNE DC
5. KINGSWESTON	23. MANGDTSFIELD DC
6. STOKE BISHOP	24. ASTRA ZENECA
7. CLIFTON DC	25. EASTON-IN-GORDANO SW/STN
8. CAIRNS RD DC	26. BROADWEIR
9. CRIBBS CAUSEWAY	27. WESTERN APPROACH SW/STN
10. ST PAULS D.C	28. COTHAM PRIMARY SW/STN
11. FEEDER ROAD DC	29. SEVERNSIDE ICI
12. LOCKLEAZE	30. EMERSONS GREEN SW/STN
13. FULTON DIST CENTRE	31. NORTHWOOD 33KV SOLAR PK
14. R ROYCE TURBINE TEST	32. OAKHAM FARM SOLAR PK
15. ROLLS ROYCE	33. SEVERNSIDE ENERGY RECOV
16. ALMONDSBURY DC	34. BRISTOL CITY WINDFARM
17. EASTVILLE	35. ROCKINGHAM 33KV GEN STN
18. HEWLETT PACKARD	36. LAWRENCE WESTON SOLAR PK
	37. PATCHWAY

[Click here
to go to
Index Sheet](#)

Western Power Distribution (East Midlands) plc, No2366923
Western Power Distribution (West Midlands) plc, No3600574
Western Power Distribution (South West) plc, No2366894
Western Power Distribution (SouthWales) plc No2366985
Registered in England and Wales
Registered Office: Avonbank, Feeder Road, Bristol BS2 0TB

www.westernpower.co.uk



@wpduk

November 2020

